


## Data sheet | Item number: 2020-114/135-000

1-conductor female plug; Strain relief plate; 1.5 mm<sup>2</sup>; 14-pole

2020-114/135-000



### Item description

According to EN 61984, pluggable connectors without current interrupting capacity shall not be mated and unmated when live or under load.

### Data

#### Electrical data

#### Ratings per IEC/EN 60664-1

Rated voltage (III / 3)	500 V
Rated impulse voltage (III / 3)	6 kV
Rated current	13.5 A

#### Approvals per UL 1059

Rated voltage UL (Use Group B)	300 V
Rated current UL (Use Group B)	15 A
Rated voltage UL (Use Group C)	300 V
Rated current UL (Use Group C)	15 A
Rated voltage UL (Use Group D)	300 V
Rated current UL (Use Group D)	15 A

#### Connection data

Connection technology	Push-in CAGE CLAMP®
Actuation type	Open Tool Slot Push-in



Connectable conductor materials	Copper
Nominal cross section	1 mm <sup>2</sup>
Solid conductor	0.14 ... 1.5 mm <sup>2</sup> / 24 ... 16 AWG
Solid conductor, push-in termination	0.5 ... 1.5 mm <sup>2</sup> / 20 ... 16 AWG
Fine-stranded conductor	0.14 ... 1.5 mm <sup>2</sup> / 24 ... 16 AWG
Strip length	9 ... 11 mm / 0.35 ... 0.43 inch
Note (conductor cross-section)	Depending on the conductor characteristic, a conductor with a smaller cross section can also be inserted via push-in termination.
No. of poles	14
Total number of connection points	14
Total number of potentials	14
Type of wiring	Front-entry wiring

### Geometrical Data

Width	49.7 mm / 1.957 inch
Height	69 mm / 2.717 inch
Depth	22.4 mm / 0.882 inch
Module width	3.5 mm / 0.138 inch

### Mechanical data

Marking level	Side marking
---------------	--------------

### Plug connection

Contact type (pluggable connector)	Female connector/socket
Connector connection type	for conductors

### Material Data




Color	gray
Insulating material	Polyamide 66 (PA 66)
Fire load	0.592 MJ
Weight	32.639 g

### Commercial data



Product Group	18 (X-COM-System)
Country of origin	DE
GTIN	4050821092377
Customs Tariff No.	85366990990

### Approvals / Certificates

#### Country specific Approvals






Logo	Approval	Additional Approval Text	Certificate name
	CCA DEKRA Certification B.V.	EN 60947	NTR NL 7617
	CSA DEKRA Certification B.V.	C22.2 No. 158	2516073
	CSA DEKRA Certification B.V.	C22.2 No. 158	2516073

















## UL-Approvals

Logo	Approval	Additional Approval Text	Certificate name
	UL UL International Germany GmbH	UL 1059	E45172
	UL Underwriters Laboratories Inc.	UL 1059	E45172

## Compatible products

## Marking accessories

	Item no.: 2009-110 Marking strips; on reel; not stretchable; plain; snap-on type		2009-110
	Item no.: 2009-113 WMB-Inline; for Smart Printer; on reel; plain; snap-on type		2009-113
	Item no.: 2009-113/000-002 WMB-Inline; for Smart Printer; on reel; plain; snap-on type	/000-002	2009-113
	Item no.: 2009-113/000-005 WMB-Inline; for Smart Printer; on reel; plain; snap-on type	/000-005	2009-113
	Item no.: 2009-113/000-006 WMB-Inline; for Smart Printer; on reel; plain; snap-on type	/000-006	2009-113

	<b>Item no.: 2009-113/000-007</b> WMB-Inline; for Smart Printer; on reel; plain; snap-on type	2009-113 /000-007
	<b>Item no.: 2009-113/000-012</b> WMB-Inline; for Smart Printer; on reel; plain; snap-on type	2009-113 /000-012
	<b>Item no.: 2009-113/000-017</b> WMB-Inline; for Smart Printer; on reel; plain; snap-on type	2009-113 /000-017
	<b>Item no.: 2009-113/000-023</b> WMB-Inline; for Smart Printer; on reel; plain; snap-on type	2009-113 /000-023
	<b>Item no.: 2009-113/000-024</b> WMB-Inline; for Smart Printer; on reel; plain; snap-on type	2009-113 /000-024
	<b>Item no.: 210-831</b> Marking strips; on reel; 2.3 mm wide; plain; Self-adhesive	210-831
	<b>Item no.: 210-832</b> Marking strips; on reel; 3 mm wide; plain; Self-adhesive	210-832
	<b>Item no.: 210-833</b> Marking strips; on reel; 6 mm wide; plain; Self-adhesive	210-833
	<b>Item no.: 210-834</b> Marking strips; on reel; 5 mm wide; plain; Self-adhesive	210-834
	<b>Item no.: 793-3501</b> WMB marking card; as card; plain; snap-on type	793-3501
<b>tools</b>		
	<b>Item no.: 210-647</b> Operating tool with partially insulated shaft; Blade (2.5 x 0.4) mm; short	210-647
	<b>Item no.: 210-648</b> Operating tool with partially insulated shaft; Blade (2.5 x 0.4) mm; short; angled	210-648
	<b>Item no.: 210-719</b> Operating tool with partially insulated shaft; Type 1, blade (2.5 x 0.4) mm	210-719
<b>Protective Warning Marker</b>		
	<b>Item no.: 2000-115</b> Protective warning marker; with high-voltage symbol, black; for 5 terminal blocks	2000-115
<b>ferrule</b>		
	<b>Item no.: 216-241</b> Ferrule; Sleeve for 0.5 mm <sup>2</sup> / 20 AWG; insulated; electro-tin plated; electrolytic copper; gastight crimped; acc. to DIN 46228, Part 4/09.90	216-241
	<b>Item no.: 216-242</b> Ferrule; Sleeve for 0.75 mm <sup>2</sup> / 18 AWG; insulated; electro-tin plated; electrolytic copper; gastight crimped; acc. to DIN 46228, Part 4/09.90	216-242
<b>Item no.: 216-243</b>		



Ferrule; Sleeve for 1 mm<sup>2</sup> / AWG 18; insulated; electro-tin plated; electrolytic copper; gastight crimped;  
acc. to DIN 46228, Part 4/09.90

216-243

---

## Downloads

### Documentation

#### Bid Text

2020-114/135-000	docx 15.7 kB	Download
------------------	-----------------	----------

---

#### Additional Information

pdf 2.1 MB	Download
---------------	----------

---

## CAD/CAE - Smart Data

### CAD data

3D Download 2020-114/135-000	URL	Download
------------------------------	-----	----------

---

## Product family

**X-COM S-Mini**

[Show all products from the family](#)

Subject to changes.

---